

2016

**Charter Township
of West Bloomfield**

Finance Department

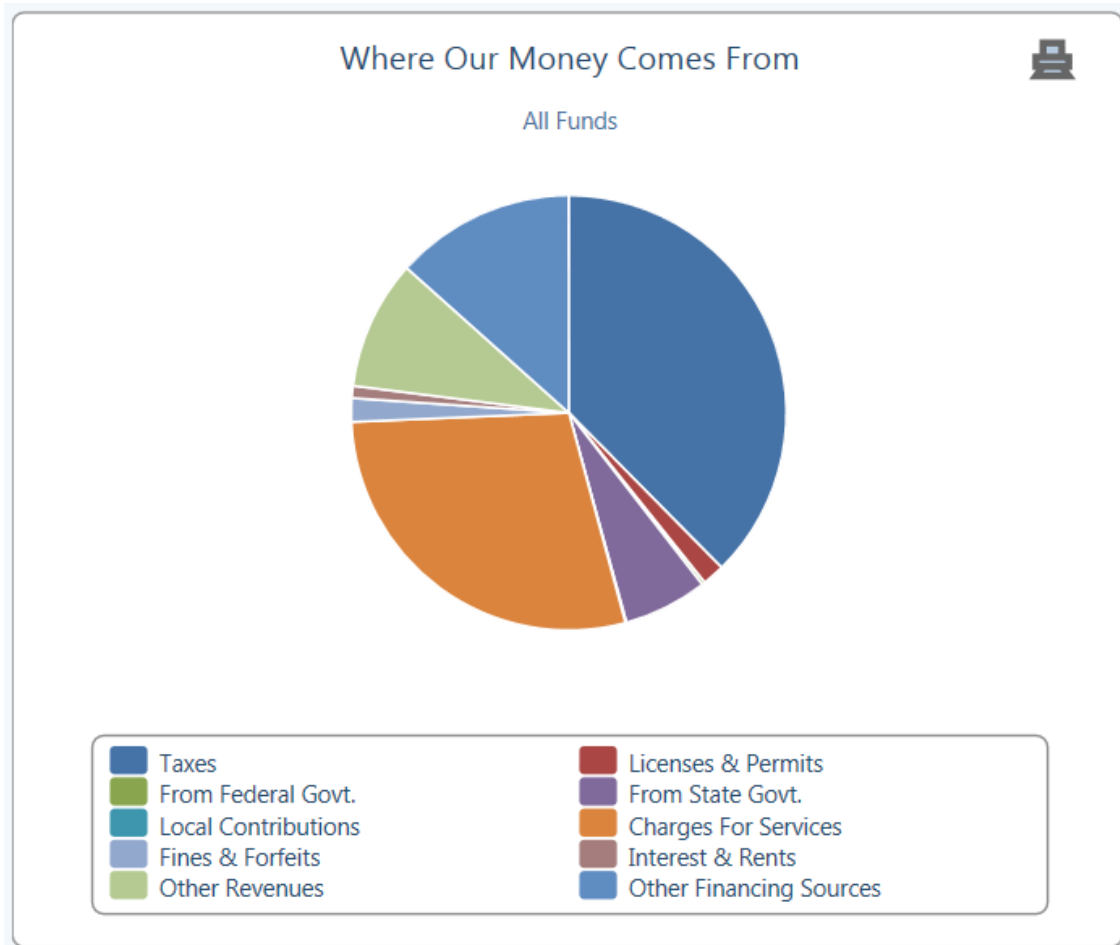


2016 Citizen's Guide

This document contains comparison of financial data derived from the 2015 and 2014 Audited Financial Statements

Charter Township of West Bloomfield | 2016 CITIZEN'S GUIDE

1.1. Revenues (all governmental funds)

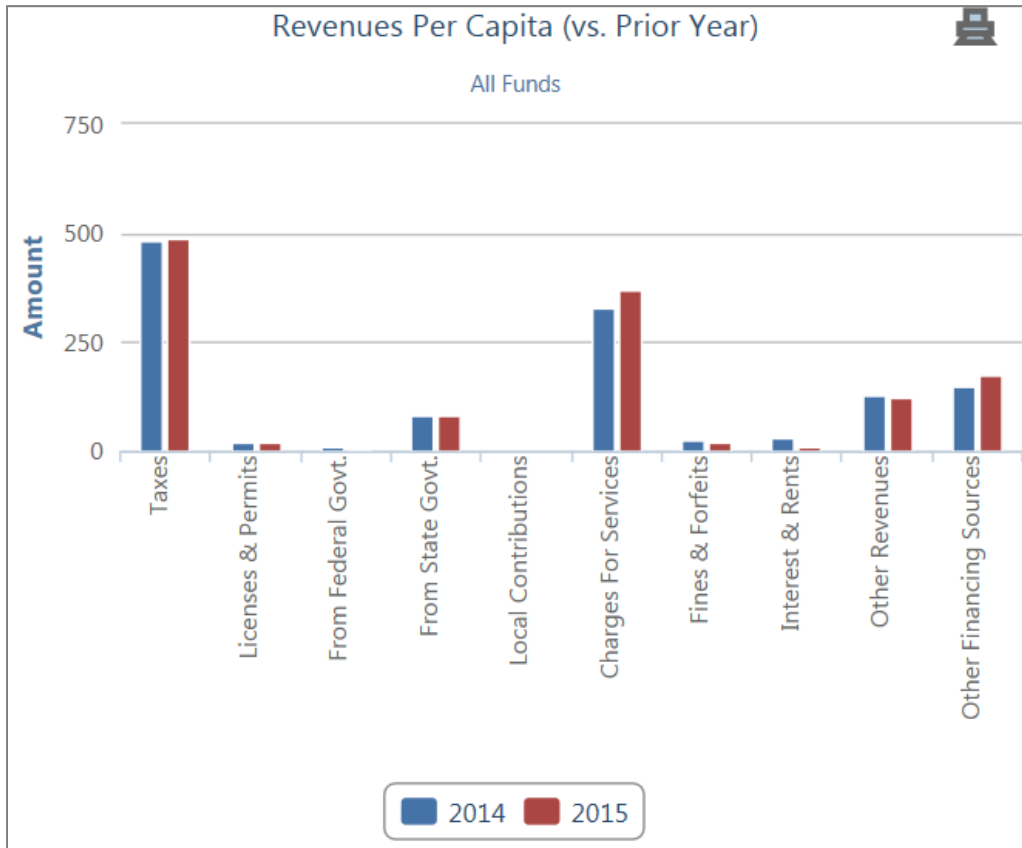


1.2. Revenues (compared to prior year)

	2014 Data	2015 Data	% Change
Revenues			
Taxes	\$30,978,293	\$31,334,792	1.15 %
Licenses & Permits	\$1,448,278	\$1,376,692	-4.94 %
From Federal Govt.	\$677,204	\$199,276	-70.57 %
From State Govt.	\$5,130,616	\$5,198,915	1.33 %
Local Contributions	\$0	\$76,166	100.00 %
Charges For Services	\$20,901,838	\$23,755,322	13.65 %
Fines & Forfeits	\$1,668,188	\$1,458,706	-12.56 %
Interest & Rents	\$1,858,911	\$767,180	-58.73 %
Other Revenues	\$8,180,177	\$8,007,745	-2.11 %
Total Revenues	\$70,843,505	\$72,174,794	1.88 %
Other Financing Sources	\$9,687,794	\$11,156,083	15.16 %

Charter Township of West Bloomfield | 2016 CITIZEN'S GUIDE

1.3. Revenues (per capita)

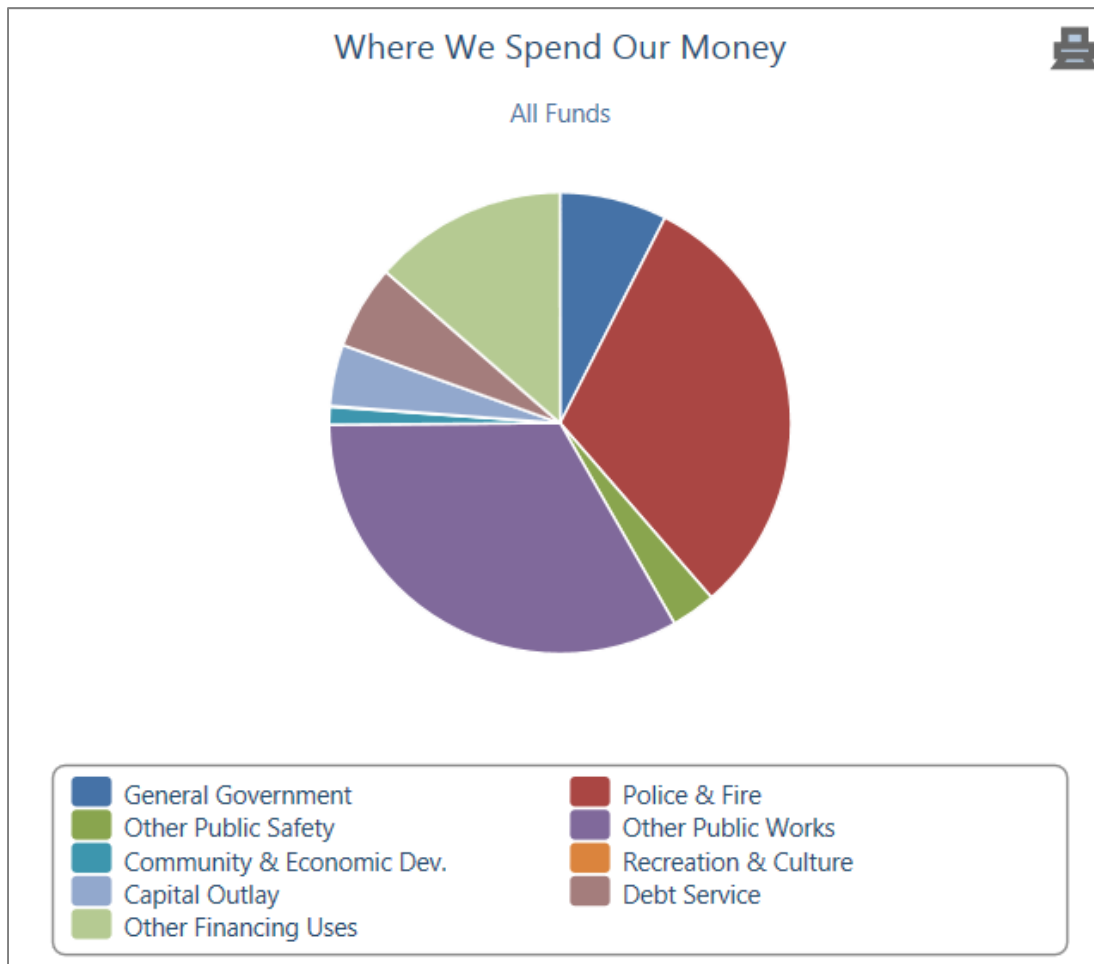


1.4. Revenues (historical trends)



Charter Township of West Bloomfield | 2016 CITIZEN'S GUIDE

2.1. Expenditures (all governmental funds)

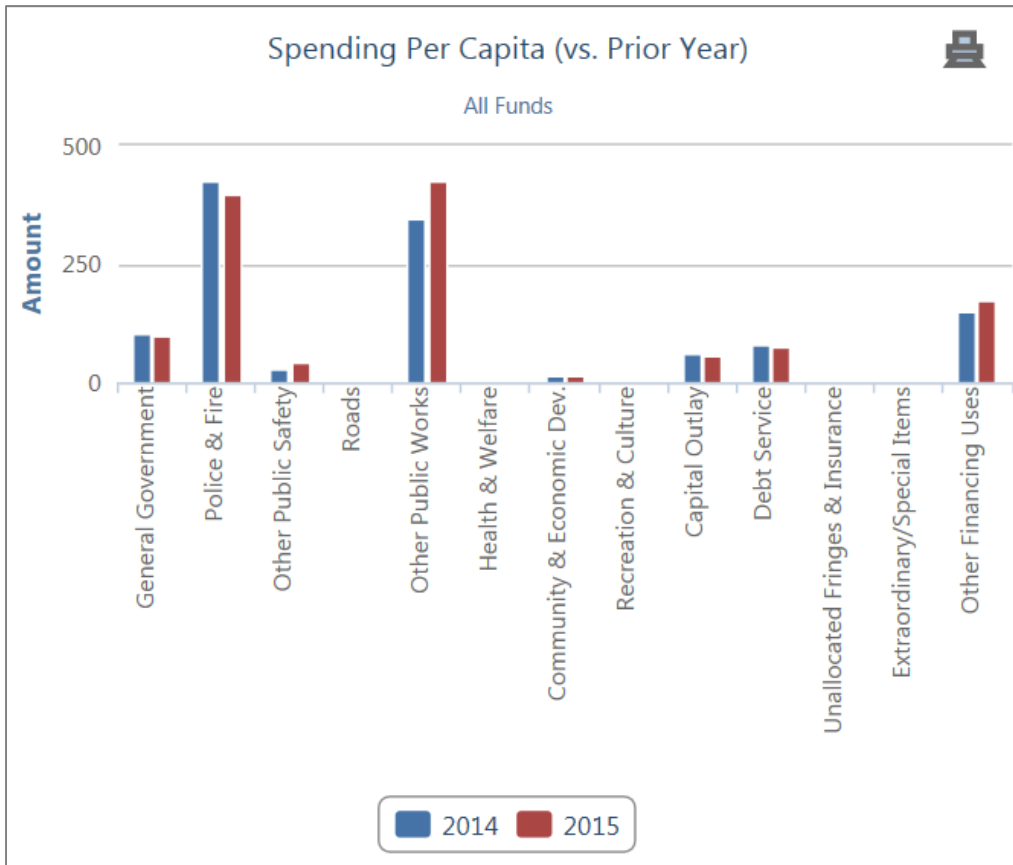


2.2. Expenditures (compared to prior year)

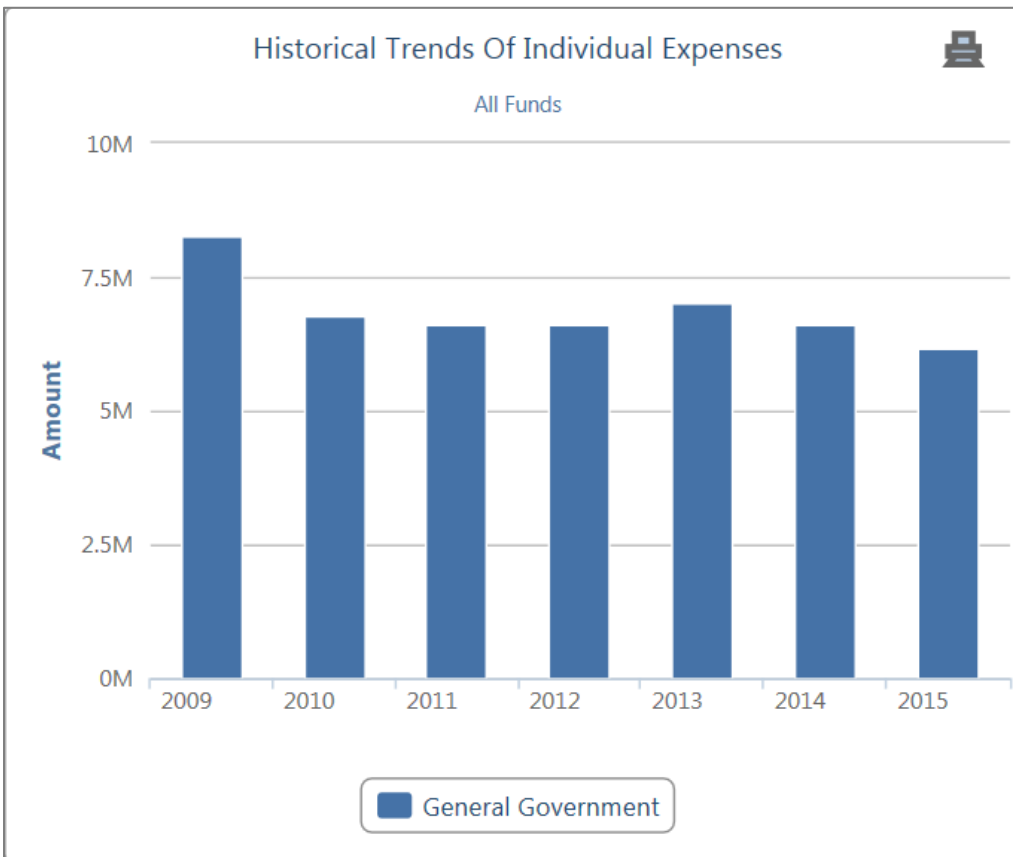
	2014 Data	2015 Data	% Change
Expenditures			
General Government	\$6,623,389	\$6,156,778	-7.04 %
Police & Fire	\$27,281,690	\$25,518,056	-6.46 %
Other Public Safety	\$1,646,798	\$2,551,622	54.94 %
Other Public Works	\$22,258,955	\$27,154,212	21.99 %
Community & Economic Dev.	\$1,020,286	\$1,017,891	-0.23 %
Recreation & Culture	\$253,440	\$50,486	-80.08 %
Capital Outlay	\$4,015,779	\$3,532,149	-12.04 %
Debt Service	\$4,966,578	\$4,825,079	-2.85 %
Total Expenditures	\$68,066,915	\$70,806,273	4.02 %
Other Financing Uses	\$9,687,794	\$11,156,083	15.16 %

Charter Township of West Bloomfield | 2016 CITIZEN'S GUIDE

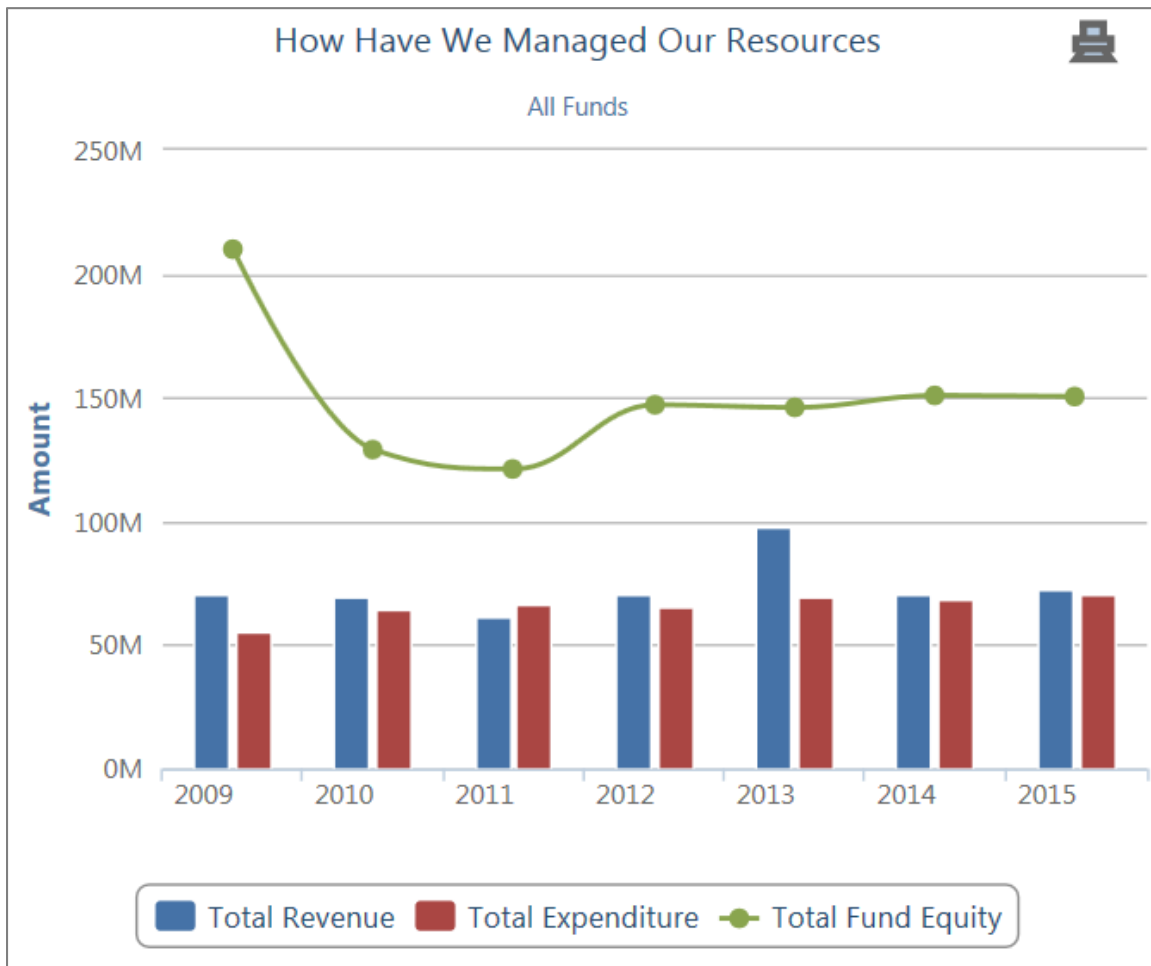
2.3. Expenditures (per capita)



2.4. Expenditures (historical trends)



3.1. Position (Fund Balance)

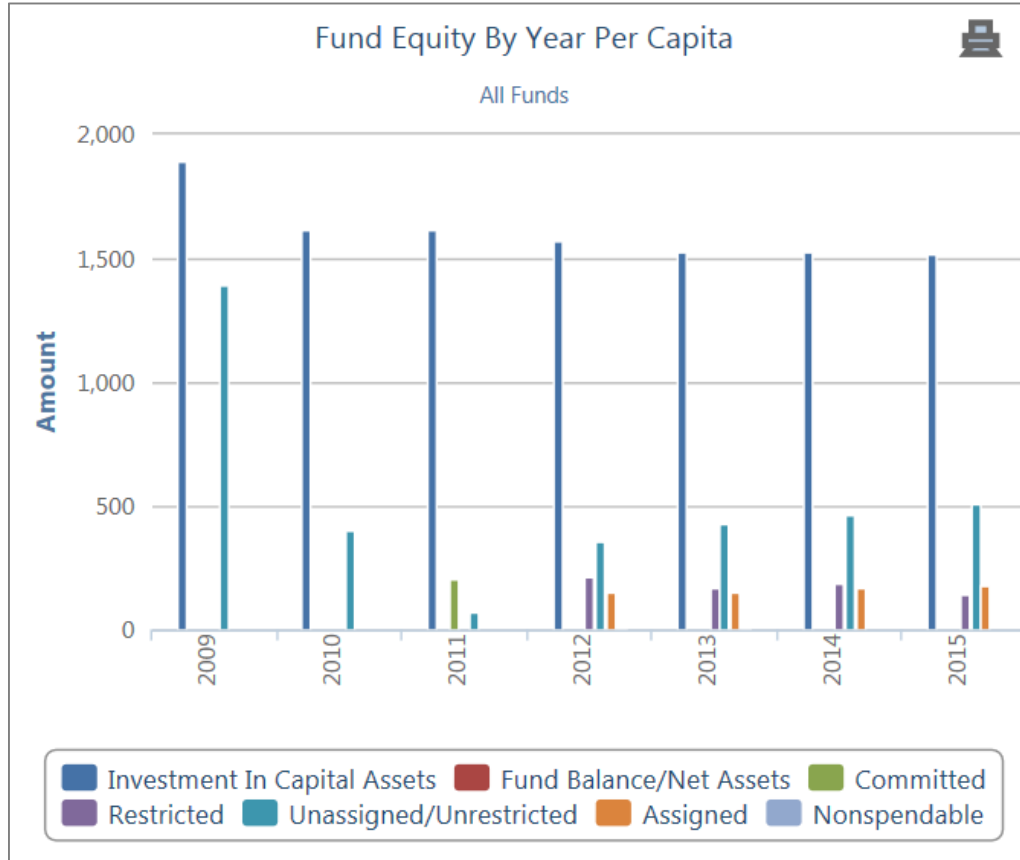


3.2. Position (Fund Balance compared to prior year)

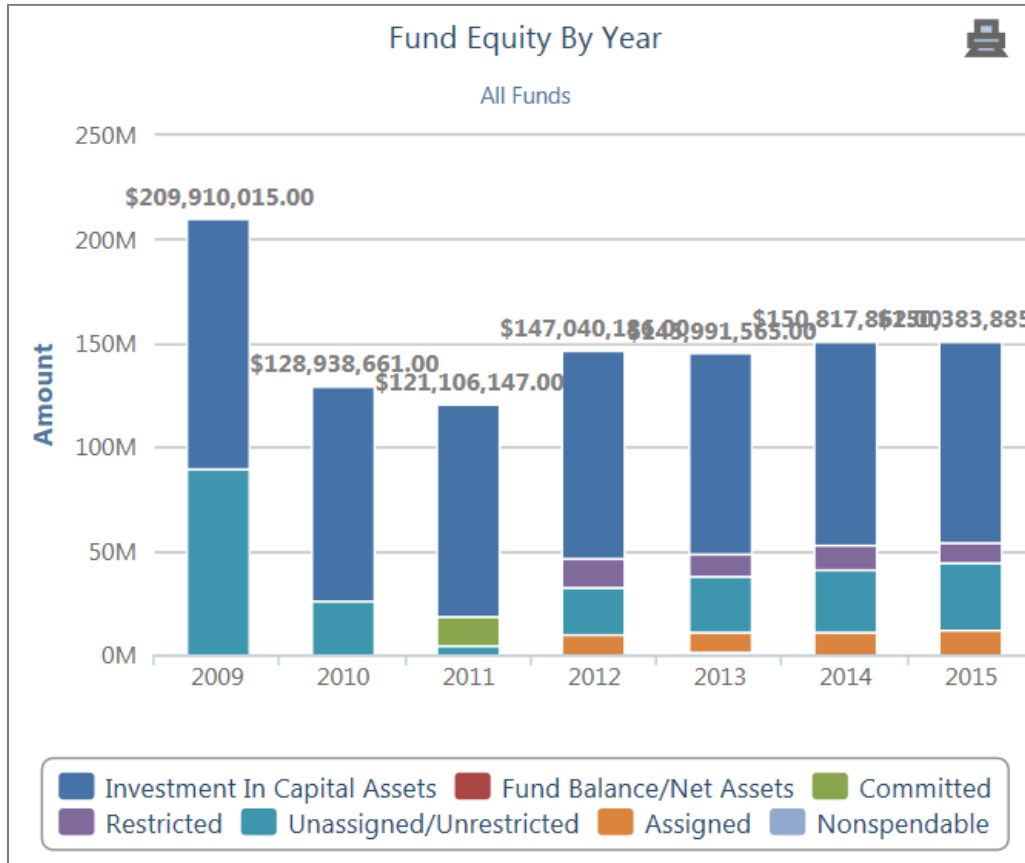
	2014 Data	2015 Data	% Change
Revenue/Expenditure			
Revenue	\$70,843,505	\$72,174,794	1.88 %
Expenditure	\$68,066,915	\$70,806,273	4.02 %
Surplus (shortfall)	\$2,776,590	\$1,368,521	-50.71 %
Fund Equity By Component			
Investment In Capital Assets	\$97,496,448	\$96,949,853	-0.56 %
Restricted	\$12,197,075	\$8,971,082	-26.45 %
Unassigned/Unrestricted	\$29,945,575	\$32,769,089	9.43 %
Assigned	\$10,897,656	\$11,472,164	5.27 %
Nonspendable	\$281,108	\$221,697	-21.13 %
Total Fund Equity	\$150,817,862	\$150,383,885	-0.29 %

Charter Township of West Bloomfield | 2016 CITIZEN'S GUIDE

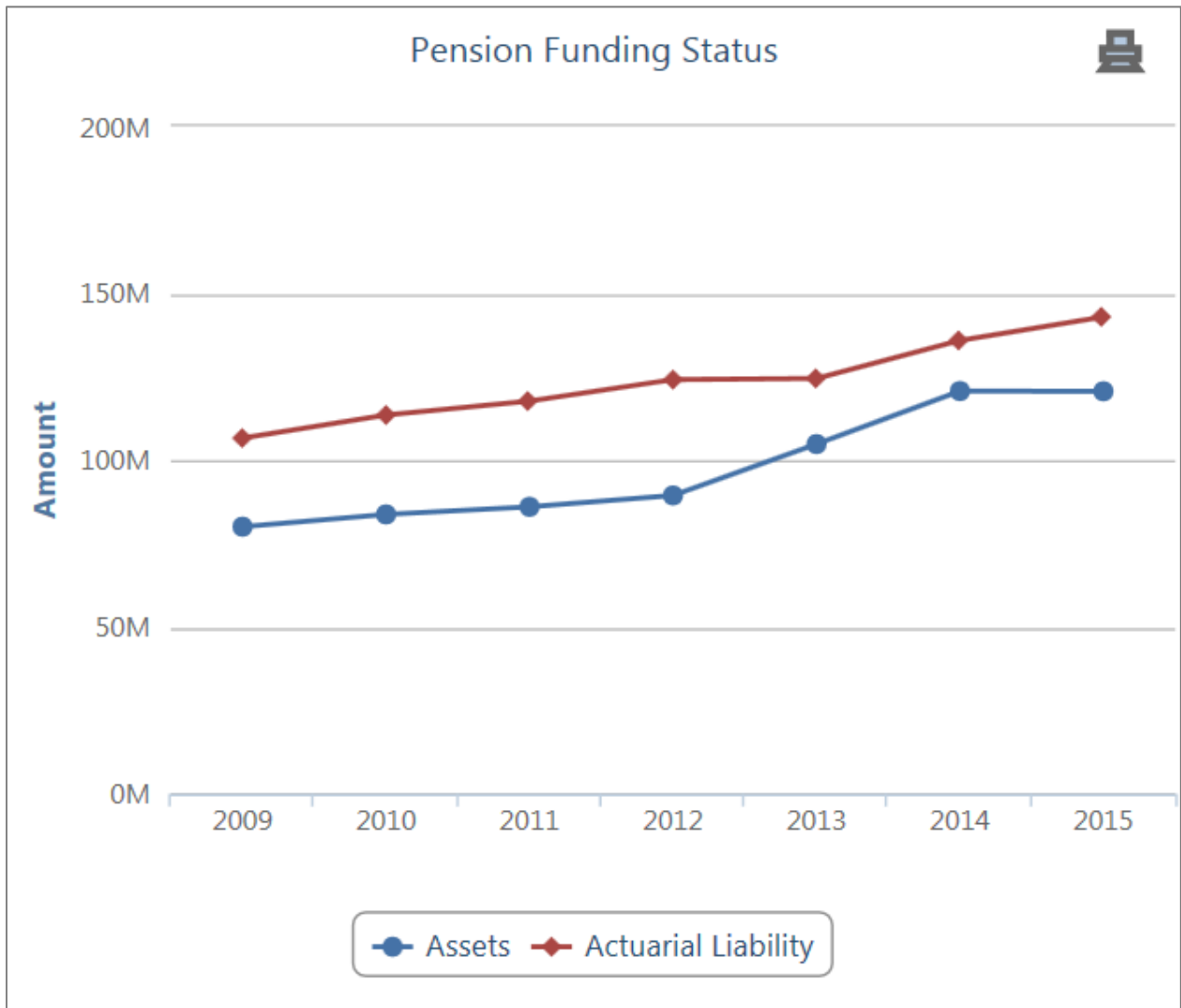
3.3. Position (Fund Balance per capita)



3.4. Position (Fund Balance historical trend)



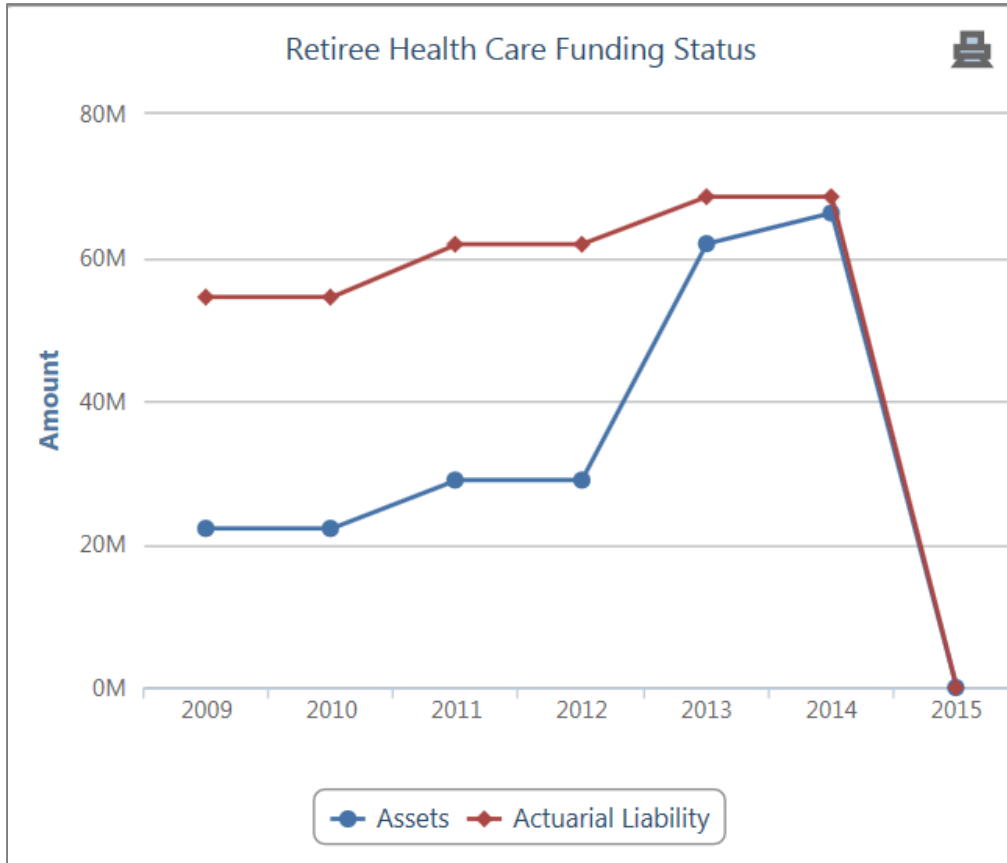
4.1. Obligations (Pension Funding Status)



4.2. Obligations (Pension Funding compared to prior year)

	2014 Data	2015 Data	% Change
Pensions			
Assets	\$120,698,548	\$120,618,404	-0.07 %
Actuarial Liability	\$135,865,498	\$142,925,868	5.20 %
Overfunded (Unfunded)	(\$15,166,950)	(\$22,307,464)	-47.08 %
Percent Funded	88.84 %	84.39 %	-5.00 %
Other Post Employee Benefits			
Assets	\$66,200,779	\$0	-100.00 %
Actuarial Liability	\$68,463,810	\$0	-100.00 %
Overfunded (Unfunded)	(\$2,263,031)	\$0	-100.00 %
Percent Funded	96.69 %	0.00 %	-100.00 %
Sum Of All Pensions & OPEB			
Assets	\$186,899,327	\$120,618,404	-35.46 %
Actuarial Liability	\$204,329,308	\$142,925,868	-30.05 %
Overfunded (Unfunded)	(\$17,429,981)	(\$22,307,464)	-27.98 %
Percent Funded	91.47 %	84.39 %	-7.74 %
Structured Debt			
Bonds & Contracts Payable	\$39,712,154	\$38,396,544	-3.31 %
Capital Leases	\$341,166	\$112,002	-67.17 %
Other Contractual Debt	\$52,558	\$43,794	-16.67 %
Total	\$40,105,878	\$38,552,340	-87.16 %
Long Term Debt (Excluding Pensions & RHC)			
Employee Compensated Absences	\$1,724,819	\$1,439,443	-16.55 %
Uninsured Losses	\$467,443	\$457,301	-2.17 %
Total	\$2,192,262	\$1,896,744	-18.71 %

4.3. Obligations (Retiree Health Care Funding Status)



4.4. Obligations (percent funding vs. prior year)

